

Consignor

SALE WEEK GUIDE

OAKS • WEEK OF MARCH 10TH

Spring 2025



Oaks

SALE WEEK IS HERE!

We understand that you have put in a lot of time and energy to get your items prepped and ready to sell. This guide will help you save time and make more money at the event.

Here are the steps:



Perks



Drop-off



**Get in Free
Passes to
SHARE**




**Unsold Item
Pick-up**



Pay day!

FIRST THINGS FIRST:

For quick and easy access
print this guide OR save to
your phone!



Questions? Ask our Consignor Facebook Group!

PERKS



THANK YOU IN ADVANCE FOR YOUR HELP!

Here is a reminder of the perks each Team Member / Consignor receives. You can check the **online schedule** for any open shifts, or the **Consignor Group** for any cancellations or anyone needing to change their shift.

Please note: If you need to cancel or change your shift you are responsible for finding a replacement. The online schedule closes on **Friday, March 7th at 10pm.**

	EARLY SHOPPING	% ON SOLD ITEMS		
Consignor	Presale Ticket	60%		
4 Hour Team Member	4 Hr Presale	70%	Shirt	
6 Hour Team Member	6 Hr Presale	70%	Shirt	\$10 of Fee Waived
Retail Sales Specialist	6 Hr Presale	60%	Shirt	Hourly Rate

ATTENTION *Consignors*



LET'S SHOP!


Consignors get in **FREE every day** of the sale, including the Presale! **Presale Passes will be distributed at Consignor Drop Off.**



DROP OFF APPOINTMENT

All Consignors need a drop off appointment. You do this when you pay your Consignor Fee. If you missed this step, please reserve your time slot **HERE**. Please also make sure your inventory is pointed to the proper location by updating your **PROFILE** and checking the "CONSIGNOR" box for the "**WESTERN MAIN LINE**" location.

Please arrive at the beginning of your scheduled Drop Off appointment time. Each Consignor will have 1.5 hours to place their items on the floor. You may make multiple trips. *You only need to check-in one time.*



WELCOME SQUAD

Look for our Team Members wearing **JBF t-shirts** if you have any questions about where an item goes.



PRETTY PLEASE...

- Be prompt!
- Do NOT park in the fire lanes.
- **One** rolling rack per Consignor
- Return all rolling racks to the front when drop off is complete.
- If possible, leave small children at home.

Drop Off Map

PHILLY EXPO CENTER



TIPS:

1. Pack your car with like items grouped together. (i.e. clothing by size, gender and category, toys, books, etc.).
2. You will place your items out on the floor. **PRINT THIS ZONE MAP** so you know where to go.
3. Bring the necessary waiver(s) signed and completed if selling a **Car Seat** and/or a **Crib**.

Oaks Drop Off Map | Spring 2025

Monday, March 10
3-5pm | Perfect Consignors Only
5-8pm | All Consignors
Appointment is required on RegFox. All consignors with a 3/10 drop off appointment must be checked in by 7:00pm and off the sales floor by 8pm. For complete details, see online consignator waiver, which must be completed prior to drop off.

Tuesday, March 11
8am-4pm | All Consignors
4:30-7:30pm | 300 Items or Less
Appointment is required on RegFox. All consignors with a 3/11 drop off appointment must be checked in by 6pm and off the sales floor by 7pm. For complete details, see online consignator waiver, which must be completed prior to drop off.

Mid Sale Drop Offs
Thurs, March 13: 7-8pm
No appointment needed. No clothing.
Fri, March 14: 7-8pm
No appointment needed. No clothing.

DROP OFF SCHEDULE:
Greater Philadelphia Expo Center (Hall A)
100 Station Ave | Oaks

DROP OFF PREP:
Season: Spring and Summer clothing and shoes.
Waiver(s): Perfect Consignor waiver is to be completed PRIOR to drop-off ONLINE! No paper copies will be available! Car seats / Cribs must have their own individual waivers filled out (paper copy only) and must also have manual attached.
Packing Tip: Pack your items by their zones! Sort clothing, shoes & accessories by gender, size & category for super fast drop-off.
Tags: Printed on WHITE cardstock. NO handwritten changes or white-out accepted.
Time: Depending on the number of items you are consigning, please allow 30-120 minutes for drop-off.
Quality: Bring your best! All items brought to the sale must follow our JBF standards - new or gently used items that are NOT broken, torn, stained, or with missing pieces. If you would not buy an item for your child and it doesn't meet your standard, then it doesn't meet ours, either.
Get Paid! Make sure that you receive our email - your check will be emailed within 10 business days after the event by the Deluxe eChecks system. The email will come from Buds Too, Inc.

HOW TO DROP OFF:
How to drop off for Zones 1-3: Place your items in the appropriate spots on the tables or shelves (please follow the signage). Our team will organize, sort, and assist you as needed.
How to drop off for Zone 4: Place shoes and accessories in bins on the shoe inspection tables and accessory inspection tables by size and gender. Shoes and accessories will be inspected after drop off and placed on the shelves by team members. Any shoes or accessory No Thank You items that are not designated as Donate on the white JBF tag will be available for pickup after the sale at Consignor Pick Up.
How to drop off for Zone 5: Perfect Consignors are to place clothing sizes 0-14, Teen (limit 20 per gender), and Maternity (limit 10) directly on the clothing racks by gender, size and category. Teen clothing will be inspected on the racks throughout drop off. All other consignors are to drop off all clothing (including teen) at the inspection drop off area. After clothing items are inspected, place clothing directly on the clothing racks by gender, size & category. No Thank You clothing sizes 0-14 and Maternity for consignors that had to go through clothing inspection will be available in red bags on your inspected rolling rack. No Thank You teen clothing for all consignors will be available for pickup after the sale.

How to drop off for Zone 6: Place books according to book type/signs in the appropriate bins. Team Members will organize the books binding side up for you.
How to drop off for Zone 7: Items that require a yellow ticket cannot be brought to the yellow ticket area through the check-in entrance - they must be brought to yellow ticket drop off through the yellow ticket drop off doors only on the left side of the building. All items must be assembled by the seller. JBF will sanitize items as required. You will staple the white JBF tag you created to the yellow tag that we will provide at yellow ticket drop off. Attach the yellow tag to your item(s) with the supplies we will provide and JBF team members will take care of the rest!

updated 1/15/25



Pro Time Saving Tip!

Bring a wagon or cart. We will have a limited number of rolling racks available. First-come, first-serve.

Get In Free


PASSES



INVITE YOUR FRIENDS, FAMILIES & NEIGHBORS!

You've got to TELL to SELL.

Share this free pass or the link below with everyone you know!



PLAN TO SHOP

As a Consignor, you will get a Presale ticket for yourself & a friend. We encourage you to use all of your tickets because the more you tell, the more you will sell!

SHARE THIS LINK WITH 5 FRIENDS:

westernmainline.jbfsale.com/get-tickets

GET YOUR *free* SHOPPING TICKET!

Scan me with your smartphone camera!



SAVE AS A PHOTO & TEXT TO FRIENDS



GET YOUR *free* SHOPPING TICKET!

Scan me with your smartphone camera!



Oaks

MARCH 13-16

Greater Philly Expo Center, Hall A
100 Station Avenue, Oaks

Thurs, 9a-8p \$3 admission, free w/ ticket
Fri, 9a-8p • Sat, 8a-4p • Sun HALF PRICE SALE! 8a-4p



The BIGGEST selection of items for your kids at 50-90% off!

clothes • toys • shoes • books • games • swings
baby gear • playsets • nursery items + more!



My daughter and I came to JBF to shop as she is having her 1st baby girl and my 1st granddaughter. We came to buy some things to lessen the cost of having a child. Thank you for doing this."

- Tracy L, JBF Shopper



HELPING FAMILIES SAY *yes*

Want to shop early or sell your items, too?
Visit our website! Details under western main line event page.

jbfsale.com

Oaks Sale

SCHEDULE



MONDAY

Consignor Drop Off
BY APPOINTMENT, ONLY
3pm-5pm*
5pm-8pm
**Perfect Consignors Only*



TUESDAY

Consignor Drop Off
BY APPOINTMENT, ONLY
8am-4pm
4:30pm-7:30pm*
**300 Items or Less*

WEDNESDAY



Team Member, Consignor, & Community PRESALE SHOPPING!
6 Hour: 9am
4 Hour: 10am
Consignor + 1 Friend: 11am
Prime Time: 1pm & 2pm
First Time Parents: 4pm
Teachers: 5pm
Community Heroes: 6pm

THURSDAY

Open to the Public!
9am-8pm
Mid-Sale Drop Off #1
7pm-8pm

FRIDAY

Open to the Public!
9am-8pm
Teen Shopping Night
5pm-8pm
Mid-Sale Drop Off #2
7pm-8pm

SATURDAY

Open to the Public!
8am-4pm
SHOP the Half-Price Presale!
Team Member/RSS:
4pm-9pm
Consignors: 5pm-9pm

SUNDAY

SHOP the Half-Price Sale!
8am-4pm



MONDAY

PICK-UP UNSOLD ITEMS
BY APPOINTMENT, ONLY
3pm-7pm



SALE COMMUNICATION

Our team is onsite all week during the sale, so please be patient when trying to reach us.

We will be checking email and messages regularly.

If anything urgent arises please don't hesitate to reach out:

Email: Reading-Oaks@jbf sale.com
Text or Call: 484.650.3319

We will do everything we can to be of service!

- The Reading & Oaks Team



Watch your sales updated in real time daily in the tagging site!



UNSOLD ITEM PICKUP

Monday, March 17th, 3pm-7pm

Appointment required. Arrive with any empty tubs or boxes you want to use for your items.

STEP 1:

Check-In

Check-in at the front desk during your designated pick-up window. You will need to know your consignor number.

Follow all instructions on the **YELLOW** form. (If you are sending someone else to pick up for you, make sure you provide them with your consignor number, and all the instructions needed for a successful and stress-free pick up)

STEP 2:

Loose Items Area

You will find all loose items (items that were not hung throughout the sale) sorted to your consignor #. These items include small toys, shoes, accessories, books, games, puzzles, etc. **Loose No Thank You items will be included with your unsold loose items.**

STEP 3:

Clothing Rack Area

Unsold clothing items and other items hung throughout the sale are grouped together and organized by your Consignor number. Paper plates are hung in alphabetical and consignor numerical order within the rows. Your Consignor Number is on the paper plate.

Gather your items, which will be hanging on the rack to the **RIGHT** of your plate. **(Hanging items that have green plastic tape tied around the hangers are No-Thank-You items).**

STEP 4:

Large Ticket Items

Unsold items that required a large item ticket at drop off will be located in this area. These items are sorted to the first letter of your consignor number.

STEP 5:

Check-Out

Please review each item and make sure that it belongs to you before removing it from the venue.

Proceed to the check-out area and sign the **YELLOW** pick-up form.

♥ DONATED ITEMS

If your item was marked "**D**" (**Donate**) on the tag, it has been pulled and given to our charity partner. The donation receipt/ letter will be posted on the sale website.

You are welcome to donate any unsold items that you don't wish to take home.

If **ALL** of your items are marked Donate, then you do not need to come to Pickup.

🔍 UNACCOUNTED ITEM?

If you checked the items that have lost their tag area at pickup **and** the items returned/sorted back to you, and still have an item that is unaccounted for, it is possible it was sold, but had to be entered manually (perhaps the barcode/QR code wouldn't scan). The sale will appear in your check.

🔍 ITEM RESEARCH

If you have **ANY** concerns about an item(s) that is unaccounted for, it must be documented on the **YELLOW** pick up form **BEFORE** leaving the venue.

The same item(s) must **ALSO** be reported within the designated timeframe, online via a Google Doc (which will be emailed prior to pickup).

REMEMBER...research delays the check process. All Consignors sign a waiver acknowledging that they understand items can be lost, stolen, or damaged at the sale. JBF Oaks and Reading has no obligation to pay for your lost or damaged items.



YOU DID IT!

After the sale is over, and items are picked up, we perform a thorough reconciliation.

In this clean up process we make sure that every item we sold and collected money for gets credited to the rightful owner.

It is always our goal to get checks out as early as possible!



Consignor Checks

**WILL BE EMAILED BY
MONDAY, MARCH 31ST**

Look for an email from Deluxe Checks and Buds Too, Inc.

Lets have a great sale!

Oaks

**GREATER PHILLY EXPO CENTER, HALL A
100 STATION AVE.
OAKS 19456**



HELPING FAMILIES SAY *yes!*